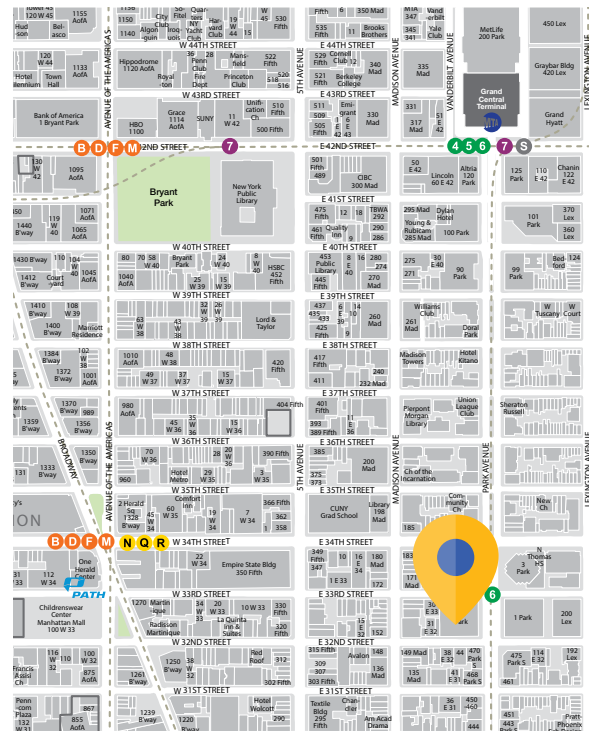


Sublease

cresa



2 Park Avenue Between 32nd & 33rd Streets

New York, NY

Space Profile:

Premises

Partial 3rd Floor:

Space A: 7,788 RSF

Space B: 4,643-11,175 RSF

Rental Rate Upon Request

Availability Immediate

Term 9/15/2026
Shorter Term Considered

Features:

- Financially Stable Sublessor
- Furniture and Phones Available
- Close Proximity to Penn Station and Grand Central Station
- On-Site Parking
- Cleaning Included

Contact:



Thomas P. Sullivan

212.687.4314

TSullivan@cresa.com




David P. Danick

212.687.4359

DDanick@cresa.com

Space A

- 7,788 RSF
- Pantry
- Large Open Area
- Additional Contiguous Space can be Made Available

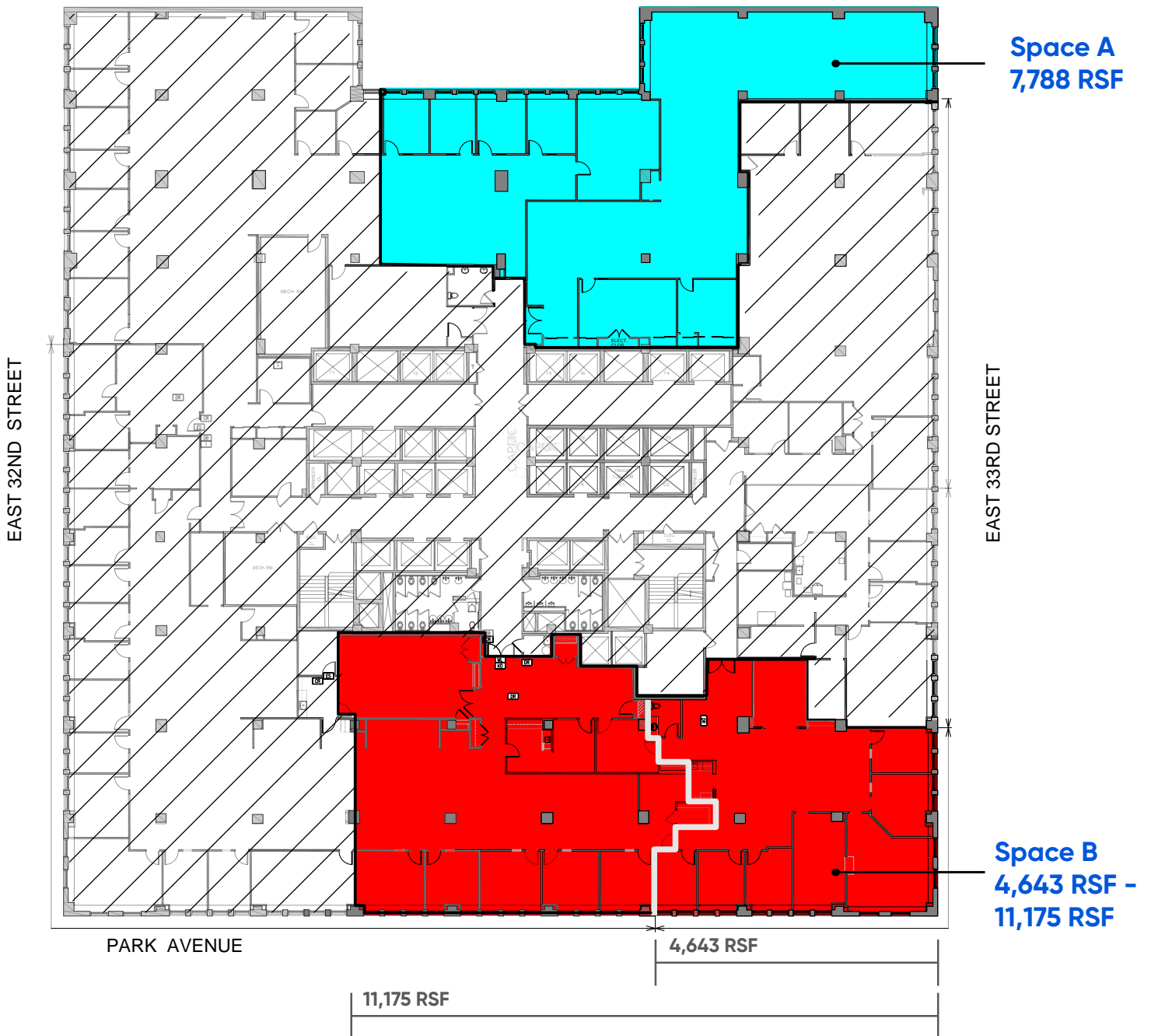


Space B

- 4,643 RSF - 11,175 RSF
- 7-12 Windowed Offices Including a Large Corner
- Pantry
- Private Bathroom
- Conference Room



Floor Plan



cresa

1633 Broadway, 22nd Floor
New York, NY 10019

Thomas P. Sullivan

212.687.4314

TSullivan@cresa.com

David P. Danick

212.687.4359

DDanick@cresa.com

Cresa © 2019. All rights reserved. The information contained in this document has been obtained from sources believed reliable. While Cresa does not doubt its accuracy, Cresa has not verified it and makes no guarantee, warranty, or representation about it. It is your responsibility to independently confirm its accuracy and completeness. Any projections, opinions, assumptions or estimates used are for example only and do not represent the current or future performance of the property. The value of this transaction to you depends on tax and other factors which should be evaluated by your tax, financial and legal advisors. You and your advisors should conduct a careful, independent investigation of the property to determine to your satisfaction the suitability of the property for your needs.