



**14467 Meridian Parkway
Riverside, CA 92518**

**Sublease
Available**

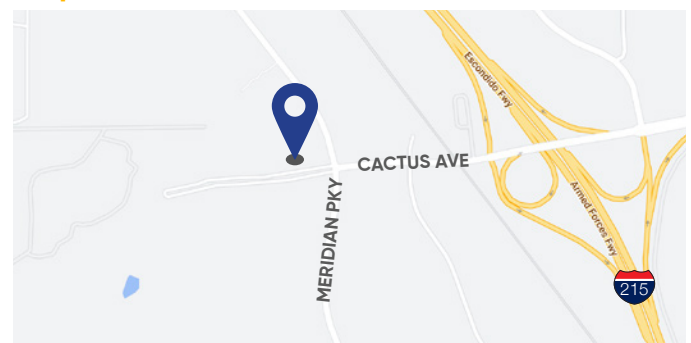
Space Profile

Premises	4,374 SF (Suite B)
Rental Rate	Negotiable
Lease Expiration Date	April 30, 2025
Parking	Nine (9) spaces

Features

- Currently an automotive insurance claim center
- 8,882 square foot, free-standing building, split into two (2) industrial condo units
- Located within an industrial park off Cactus Avenue off the I-215 Freeway
- 22' clear height throughout the warehouse area

Map



For More Information

Paul Park
213.431.6384 direct
818.939.6181 mobile
ppark@cresa.com
BRE# 01277743

Mason Jandro
213.430.2451 direct
951.833.1804 mobile
mjandro@cresa.com
BRE# 02085317

555 South Flower Street, Suite 4650, Los Angeles, CA 90071



Even though obtained from sources deemed reliable, no warranty or representation, express or implied, is made as to the accuracy of the information herein, and it is subject to errors, omissions, change of price, rental or other conditions, withdrawal without notice, and to any special listing conditions imposed by our principals.



14467 Meridian Parkway
Riverside, CA 92518

Property Photos



For More Information



Paul Park

213.431.6384 direct
818.939.6181 mobile
ppark@cresa.com
BRE# 01277743

Mason Jandro

213.430.2451 direct
951.833.1804 mobile
mjandro@cresa.com
BRE# 02085317

Property Photos



For More Information

Paul Park

213.431.6384 direct
818.939.6181 mobile
ppark@cresa.com
BRE# 01277743

Mason Jandro

213.430.2451 direct
951.833.1804 mobile
mjandro@cresa.com
BRE# 02085317